
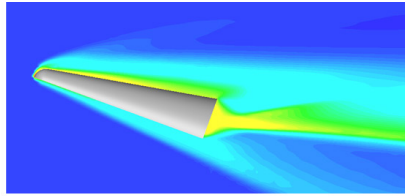


FloEFD Advanced Module

Angle of attack 20°



Mach number distribution



Temperature field

The Mentor Mechanical Analysis Division has been a leader in the simulation of airflow and temperature for the engineering community since 1989. FloEFD, its award-winning frontloading CFD software, was designed to work inside CAD software so users can simulate airflow and heat transfer using 3D CAD models, without any need for data translations or copies.

The Advanced Module for FloEFD® provides additional capabilities for special analyses. Physical capabilities added to FloEFD are:

Combustion Modeling and Analysis

FloEFD can account for the thermal effects of combustion of gas-phase mixtures:

- Non-premixed combustion (combustion starts immediately and infinitely fast upon mixing).
- Premixed combustion that requires an igniter to start the combustion.
- There are 26 fuels and 5 oxidizers predefined.
- Mass fraction of combustion products can be visualized for:
 - Carbon Monoxide (CO)
 - Carbon Dioxide (CO₂)
 - Nitrogen (N₂)
 - Nitric Oxide (NO)
 - Nitrogen Dioxide (NO₂)
 - Sulfur Dioxide (SO₂)
 - Water (H₂O)
 - Residual Fuel
 - Residual oxidizer

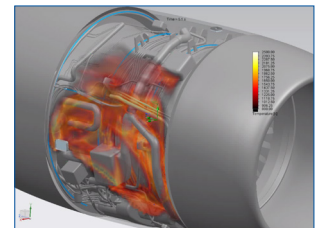
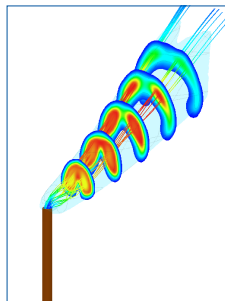
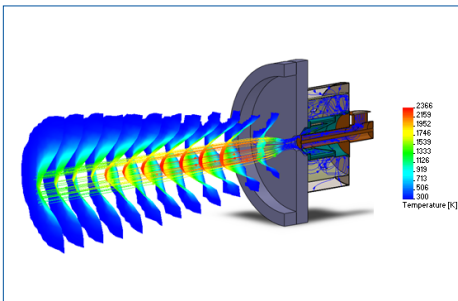
“What-if?” Testing Made Easy

One of the most powerful features of FloEFD is the ease with which you can conduct “what-if?” analyses.

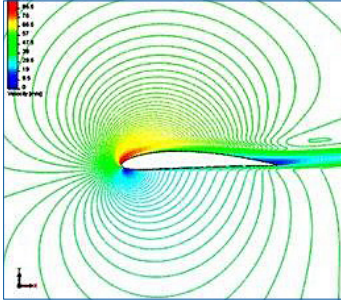
FloEFD makes it simple to modify your models and analyze design variations. The process is very simple. Create your base model and analyze it. Then create multiple variations of your design by modifying the solid model without having to reapply material properties etc. Using its parametric study and design comparison functionality, you can easily compare the results among the various options to choose your best possible design.

When you are satisfied with your design, publish your report at a touch of a button. You can even publish a fully interactive 3D dynamic plot and share it with colleagues or customers.

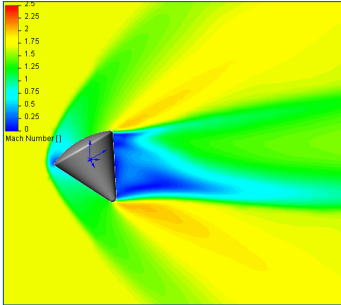
FloEFD is based on Navier-Stokes equations and can predict both laminar and turbulent flows. FloEFD employs one system of equations to describe both laminar and turbulent flows. Moreover, transition from a laminar to turbulent state and/or vice versa is handled automatically.



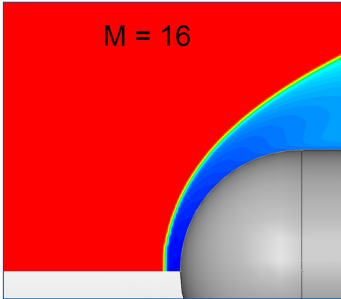
Subsonic



Supersonic



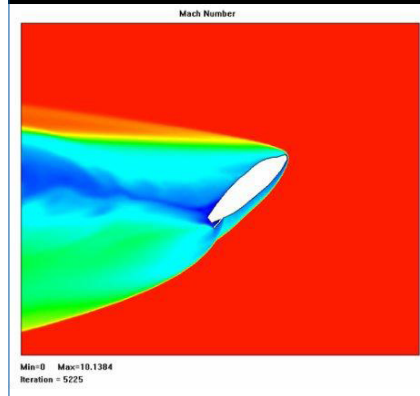
Hypersonic



Hypersonic Analysis

The hypersonic function enables FloEFD to simulate flow of air at hypersonic regimes with the corresponding effects accounted:

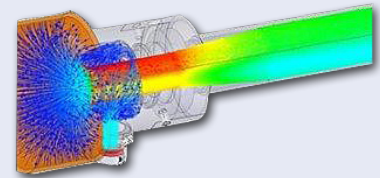
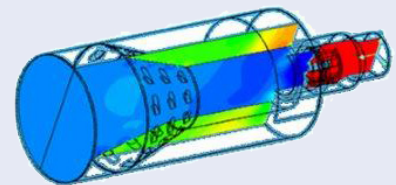
- Flow of air at Mach numbers of $5 < M < 30$
- High-temperature air dissociation and ionization
- Thin shock layer and viscous interaction



Customer Testimonial:

"We initially invested in FloEFD flow simulation software to solve design problems. Now, we find and solve issues before they even become problems. FloEFD is simple enough for any engineer to use."

Eclipse Combustion



For the latest product information, call us or visit: www.mentor.com/mechanical

©2017 Mentor Graphics Corporation, all rights reserved. This document contains information that is proprietary to Mentor Graphics Corporation and may be duplicated in whole or in part by the original recipient for internal business purposes only, provided that this entire notice appears in all copies. In accepting this document, the recipient agrees to make every reasonable effort to prevent unauthorized use of this information. All trademarks mentioned in this document are the trademarks of their respective owners.

Corporate Headquarters
Mentor Graphics Corporation
8005 SW Boeckman Road
Wilsonville, OR 97070-7777
Phone: 503.685.7000
Fax: 503.685.1204

Sales and Product Information
Phone: 800.547.3000
sales_info@mentor.com

Visit www.mentor.com/company/office_locations/ for the list of Mechanical Analysis Division Offices

Mentor[®]
A Siemens Business

MGC 10-17 1029080-w